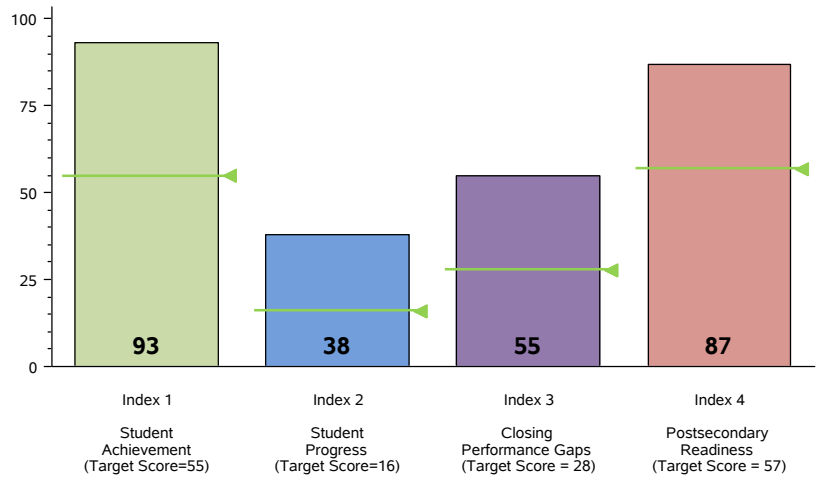


TEXAS EDUCATION AGENCY
2014 Accountability Summary
FORT WORTH ACADEMY OF FINE ARTS (220809)

Accountability Rating
Met Standard

<p>Met Standards on</p> <ul style="list-style-type: none"> - Student Achievement - Student Progress - Closing Performance Gaps - Postsecondary Readiness 	<p>Did Not Meet Standards on</p> <ul style="list-style-type: none"> - NONE
---	--

Performance Index Report



Distinction Designation



<p>Postsecondary Readiness</p> <p>Percent of Eligible Measures in Top Quartile 7 out of 8 = 88%</p> <p>DISTINCTION EARNED</p>

Performance Index Summary

Index	Points Earned	Maximum Points	Index Score
1 - Student Achievement	990	1,066	93
2 - Student Progress	529	1,400	38
3 - Closing Performance Gaps	1,099	2,000	55
4 - Postsecondary Readiness			
STAAR Score	15.5		
Graduation Rate Score	25.0		
Graduation Plan Score	25.0		
Postsecondary Indicator Score	21.6		87

System Safeguards

Number and Percent of Indicators Met	
Performance Rates	17 out of 17 = 100%
Participation Rates	10 out of 10 = 100%
Graduation Rates	2 out of 2 = 100%
Met Federal Limits on Alternative Assessments	1 out of 1 = 100%
Total	30 out of 30 = 100%

For further information about this report, please see the Performance Reporting Division web site at <http://ritter.tea.state.tx.us/perfreport/account/2014/index.html>

TEXAS EDUCATION AGENCY 2014 Accountability Summary

FORT WORTH ACADEMY OF FINE ARTS (220809001) - FORT WORTH ACADEMY OF FINE ARTS

Accountability Rating

Met Standard

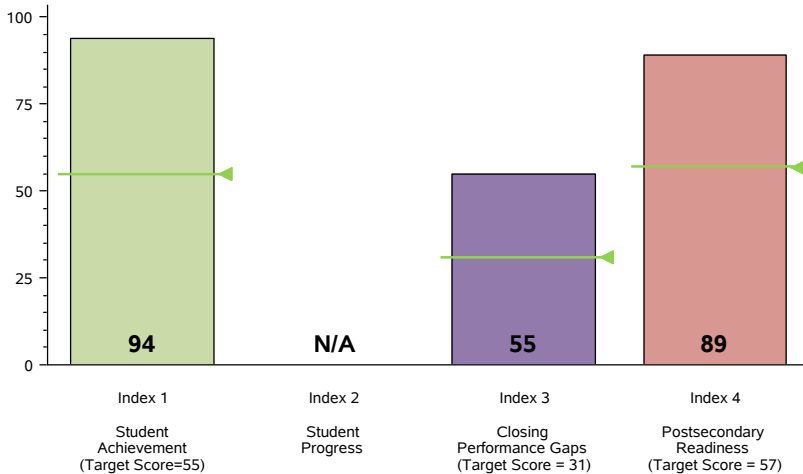
Met Standards on

- Student Achievement
- Closing Performance Gaps
- Postsecondary Readiness

Did Not Meet Standards on

- NONE

Performance Index Report



Performance Index Summary

Index	Points Earned	Maximum Points	Index Score
1 - Student Achievement	627	665	94
2 - Student Progress	N/A	N/A	N/A
3 - Closing Performance Gaps	882	1,600	55
4 - Postsecondary Readiness			
STAAR Score	17.4		
Graduation Rate Score	25.0		
Graduation Plan Score	25.0		
Postsecondary Indicator Score	21.6		89

Distinction Designation



Academic Achievement in Reading/ELA

DISTINCTION EARNED

Academic Achievement in Mathematics

DISTINCTION EARNED

Academic Achievement in Science

DISTINCTION EARNED

Academic Achievement in Social Studies

DISTINCTION EARNED

Top 25 Percent Student Progress

NOT ELIGIBLE

Top 25 Percent Closing Performance Gaps

DISTINCTION EARNED

Postsecondary Readiness

DISTINCTION EARNED

Campus Demographics

Campus Type	High School
Campus Size	355 Students
Grade Span	07 - 12
Percent Economically Disadvantaged	15.2%
Percent English Language Learners	0.0%
Mobility Rate	4.2%

System Safeguards

Number and Percent of Indicators Met

Performance Rates	15 out of 15 = 100%
Participation Rates	9 out of 9 = 100%
Graduation Rates	2 out of 2 = 100%
Total	26 out of 26 = 100%

For further information about this report, please see the Performance Reporting Division web site at <http://ritter.tea.state.tx.us/perfreport/account/2014/index.html>

TEXAS EDUCATION AGENCY 2014 Accountability Summary

FORT WORTH ACADEMY OF FINE ARTS EL (220809101) - FORT WORTH ACADEMY OF FINE ARTS

Accountability Rating

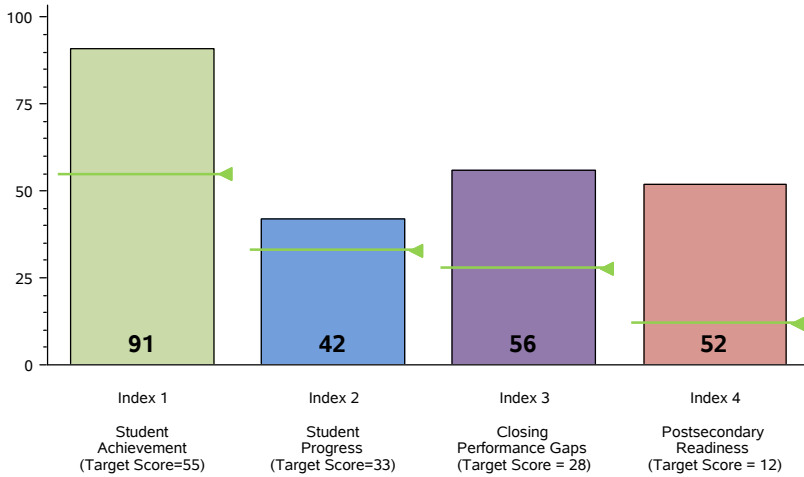
Met Standard

Met Standards on	Did Not Meet Standards on
<ul style="list-style-type: none"> - Student Achievement - Student Progress - Closing Performance Gaps - Postsecondary Readiness 	<ul style="list-style-type: none"> - NONE

Distinction Designation

Academic Achievement in Reading/ELA	NO DISTINCTION EARNED
Academic Achievement in Mathematics	NO DISTINCTION EARNED
Academic Achievement in Science	NO DISTINCTION EARNED
Academic Achievement in Social Studies	NOT ELIGIBLE
Top 25 Percent Student Progress	NO DISTINCTION EARNED
Top 25 Percent Closing Performance Gaps	NO DISTINCTION EARNED
Postsecondary Readiness	NO DISTINCTION EARNED

Performance Index Report



Campus Demographics

Campus Type	Elementary
Campus Size	168 Students
Grade Span	03 - 06
Percent Economically Disadvantaged	11.9%
Percent English Language Learners	0.6%
Mobility Rate	1.8%

Performance Index Summary

Index	Points Earned	Maximum Points	Index Score
1 - Student Achievement	362	400	91
2 - Student Progress	507	1,200	42
3 - Closing Performance Gaps	558	1,000	56
4 - Postsecondary Readiness			
STAAR Score	51.7		
Graduation Rate Score	N/A		
Graduation Plan Score	N/A		
Postsecondary Indicator Score	N/A		52

System Safeguards

Number and Percent of Indicators Met

Performance Rates	9 out of 9 = 100%
Participation Rates	6 out of 6 = 100%
Graduation Rates	N/A
Total	15 out of 15 = 100%

For further information about this report, please see the Performance Reporting Division web site at <http://ritter.tea.state.tx.us/perfreport/account/2014/index.html>